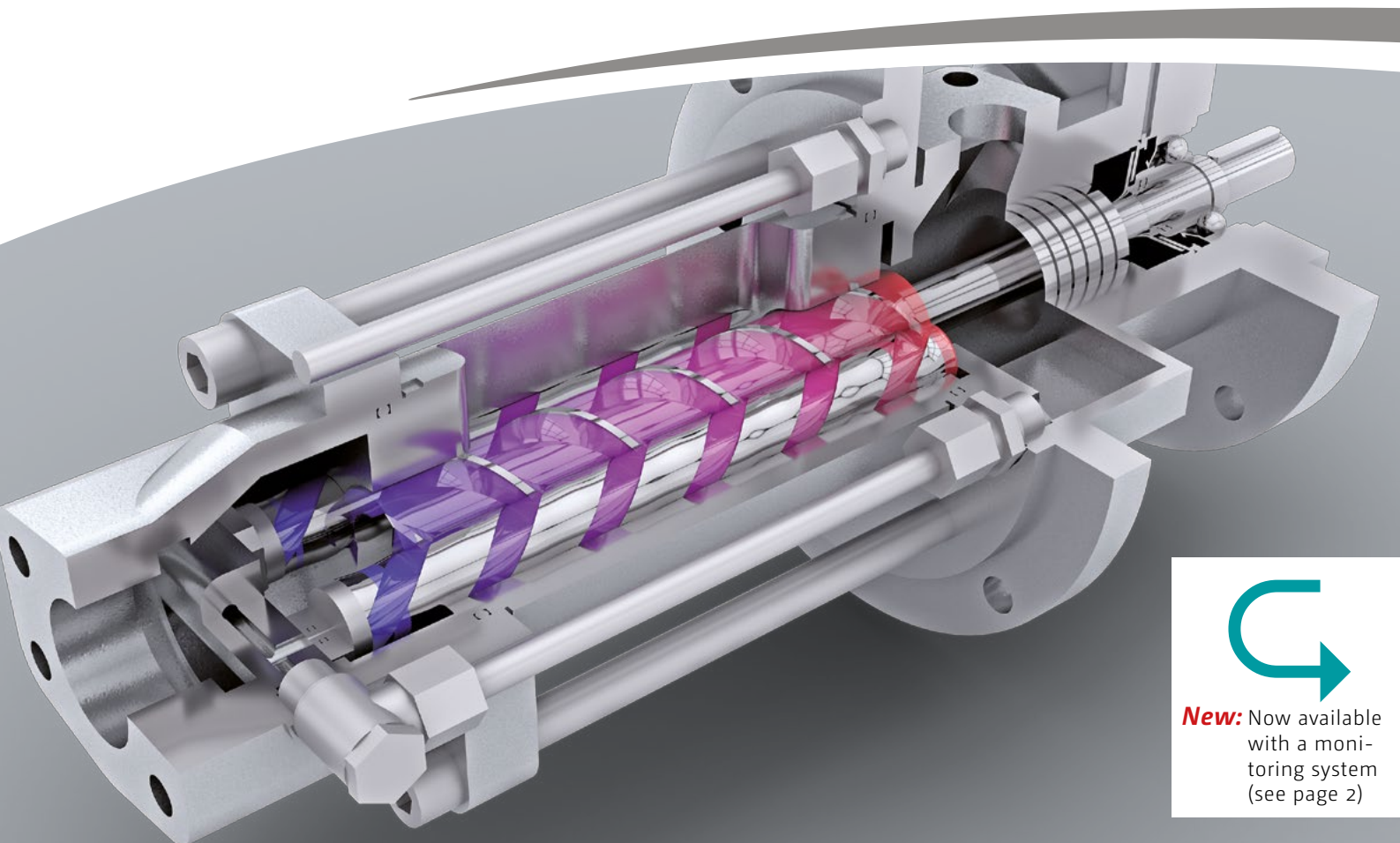


L3MW - EMULSIONS PUMP 4.0

A stronger choice for the supply of coolants

Supplying machinery with water-based coolants and conveying low viscosity liquids during high pressure operations (up to 100 bar) are the ideal functions of the Leistritz L3MW pumps. The precise and quality manufacturing of our triple screw pump along with our choice of materials, promise maximum wear-resistance and thus longer service life. We ensure a higher ROI on your pump, as the pump is a durable yet economic product, with a long service life and lower operation costs.



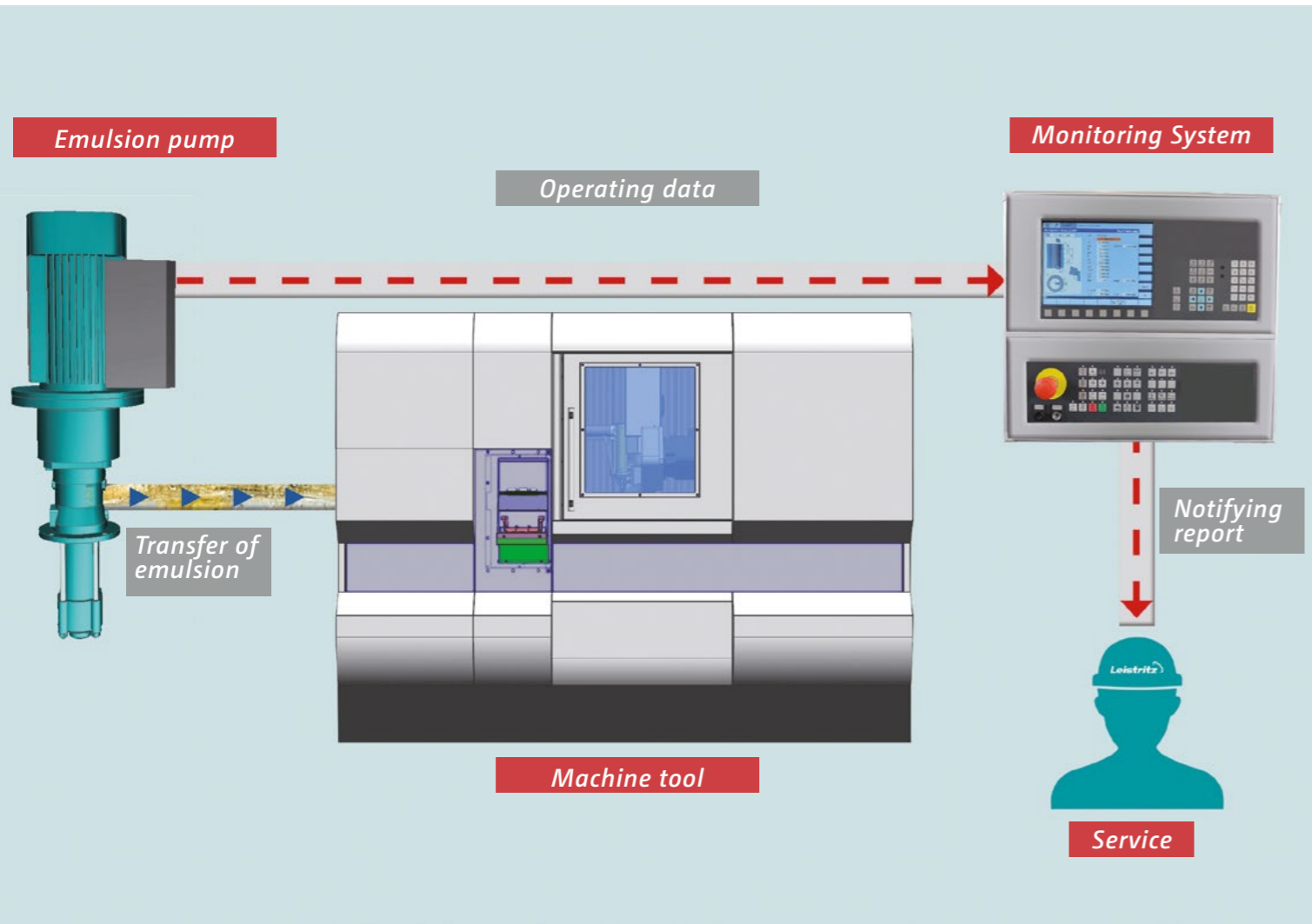
New: Now available with a monitoring system (see page 2)



LEISTRITZ MONITORING SYSTEM – INDUSTRY 4.0

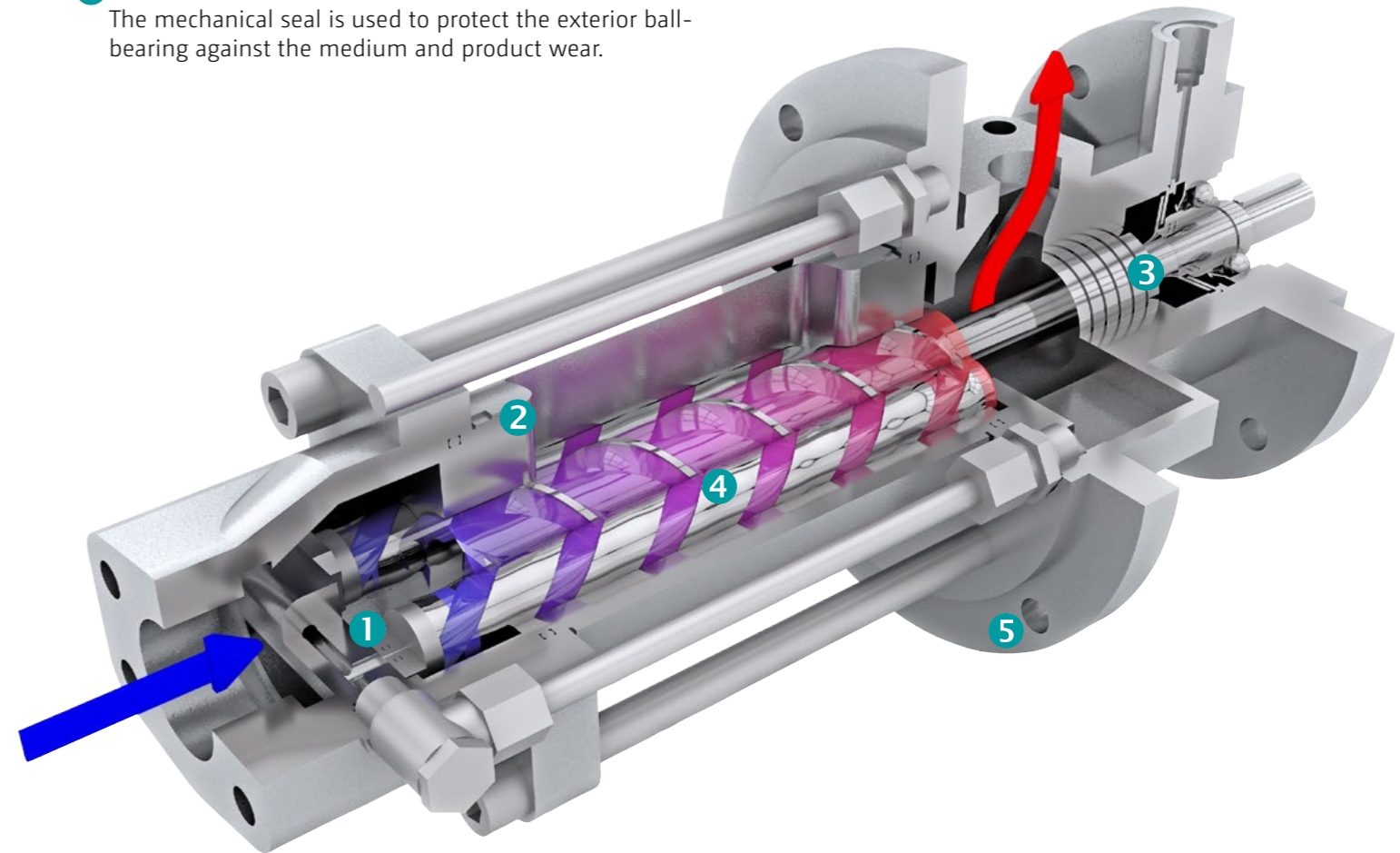
The Leistriz Monitoring System is used to calibrate the operating points during the commissioning of the emulsion pump. The performance of the emulsion pump is tested through real-time measurements of the various parameters (e.g. pressure, speed, etc.), and if a deviation of the target operating set-point occurs, a notifying report is sent. The operator obtains an instant signal, so that the servicing for the emulsion pump can be planned ahead.

Together with our local representatives and service centers, we offer a simple yet effective service and/or exchange of emulsion pumps.



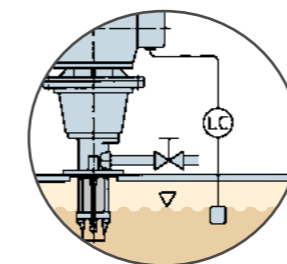
USER BENEFITS/ADVANTAGES

- 1 Low noise level**
The pump operates at a very low noise level due to the hydro dynamically balancing of the rotors and a specially designed inlet area that minimizes inlet pressure drop.
- 2 Liner coating**
The liner is coated with a proprietary thermoplastic, which is compatible with the pumped fluids. The elasticity of the liner and the hardness of the rotor minimizes the wear.
- 3 Mechanical seal**
The mechanical seal is used to protect the exterior ball-bearing against the medium and product wear.
- 4 Consistent pressure increase**
The rotor design, allows the fluid pressure to increase in small steps, eliminates pulsation's and also results in gentle handling of the pumped fluid.
- 5 Service friendly design**
The pump has a unique combination of materials for the liner and rotors to provide maximum wear resistance. The service life of each component is thereby substantially longer, leading to lower operation costs.



INSTALLATION OPTIONS

Vertical tank mount/installation

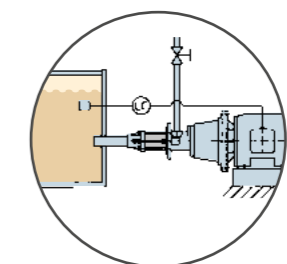


The pump is installed vertically in the tank with the discharge flange outside the tank.

Advantages:

- Simple installation and reduced service & maintenance costs
- Longer service life

Horizontal dry mount/installation



The pump is installed outside the tank. An additional mechanical seal protects the bearing from the medium and can handle an inlet pressure of up to 10 bar.

TECHNICAL DETAILS

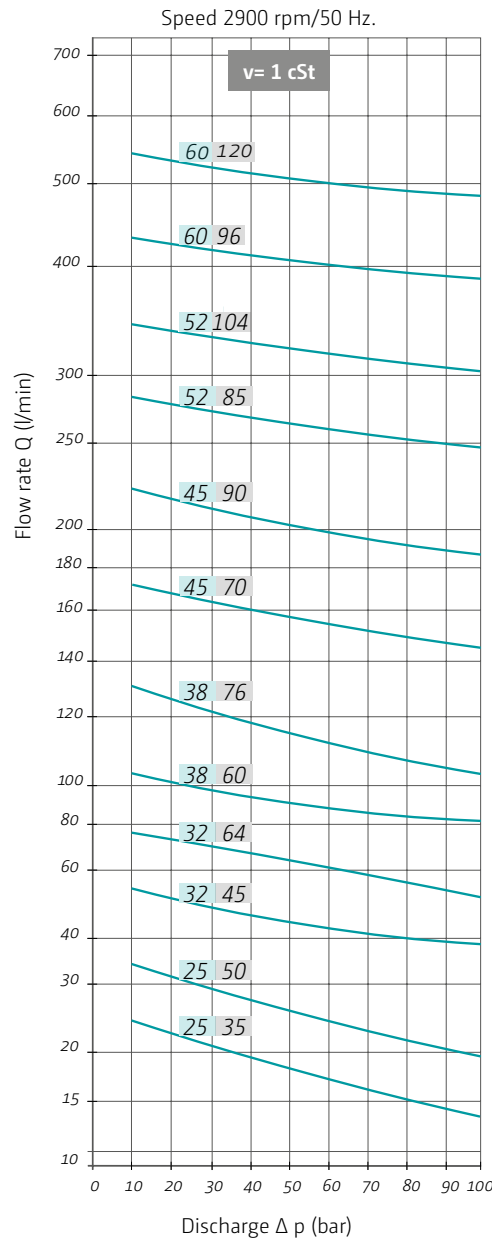
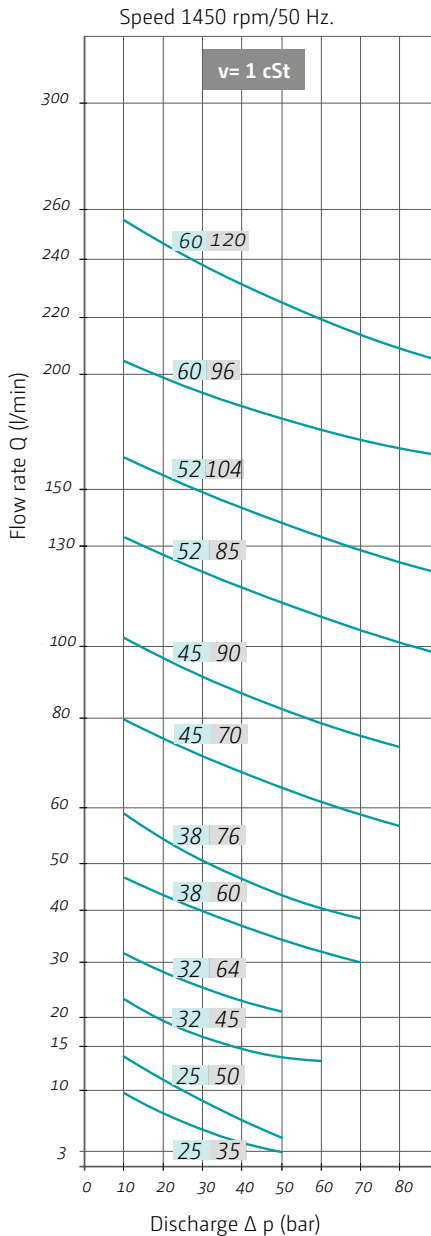
Sizes

OD Drive screw:	25	32	38	45	52	60
Pitch:	35	45	60	70	85	96
	50	64	76	90	104	120

Performance data

Flow rate:	up to 600 l/min. (160 GPM)	Viscosity:	ca. 1 mm ² /s
Suction pressure:	max. 10 bar (145 psi)	Pumping Temperature:	max. 100°C (212° F)
Discharge pressure:	max. 100 bar (1450 psi)	Installation:	Vertical tank mounted/ Horizontal dry mounted

PERFORMANCE CHARTS



Leistritz Pumpen GmbH
 Markgrafenstrasse 36-39
 D-90459 Nuremberg
 Phone: +49 9 11/43 06 - 0
 Fax: +49 9 11/43 06 - 490
 E-Mail: pumps@leistritz.com
 www.leistritz.com

Subsidiaries:
 Leistritz Italia srl., Milan
 Leistritz Advanced Technologies Corp., Allendale
 Leistritz Machinery (Taicang), Co.,Ltd., Taicang
 Leistritz SEA, Pte. Ltd., Singapore
 Leistritz Middle East FZE, Dubai
 Leistritz India Private Limited, Chennai